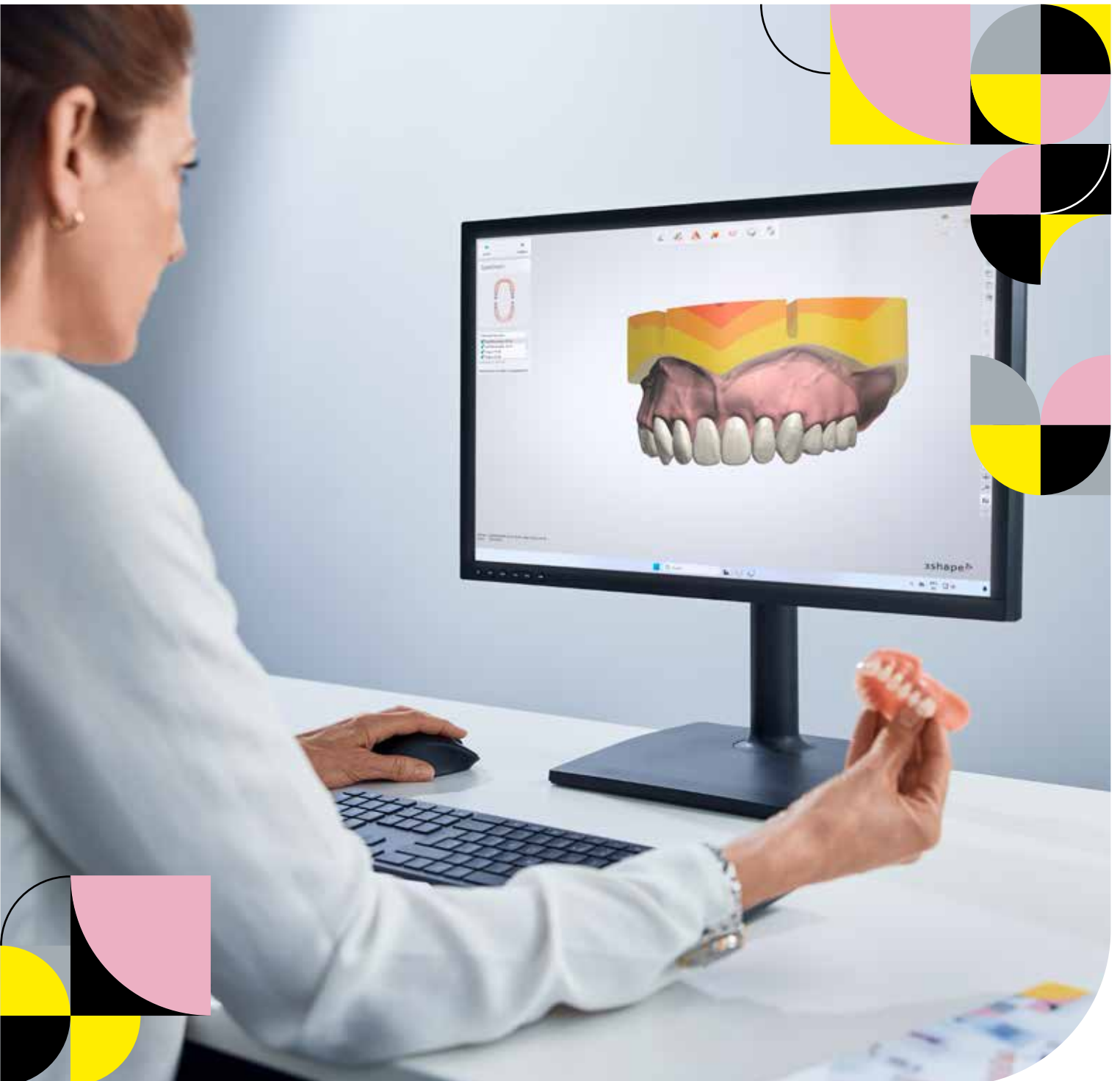


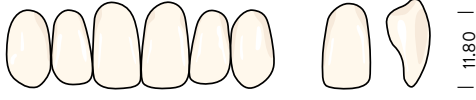
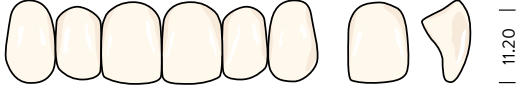

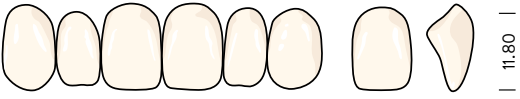

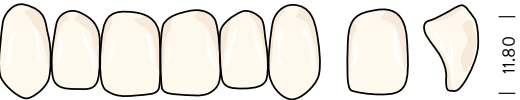
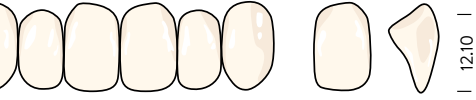
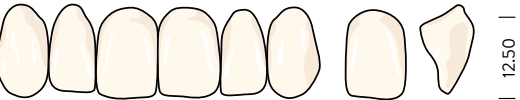
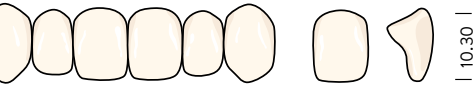



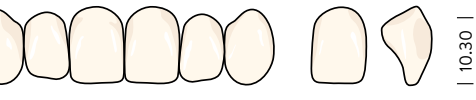
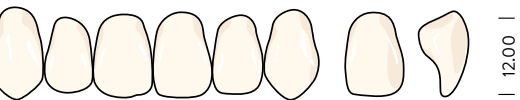

DIGITAL DENTURES

Zahnformenkarte für digitale Prothesen | Tooth mould guide for digital dentures

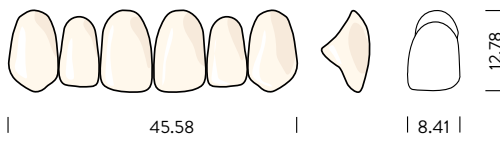
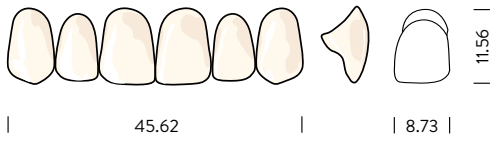
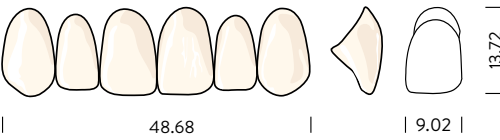
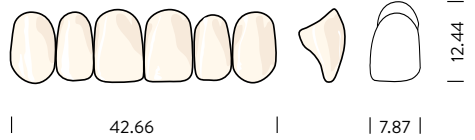
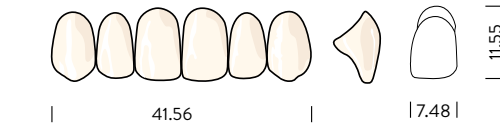
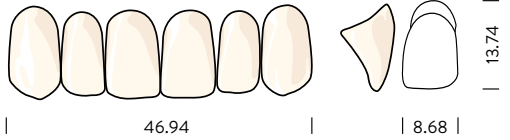
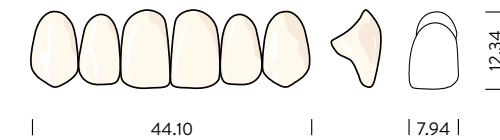
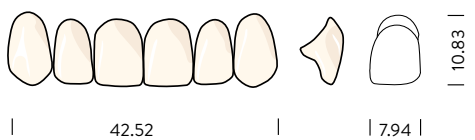
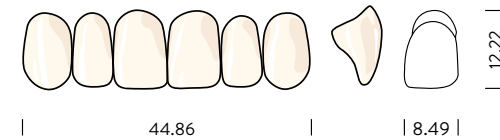
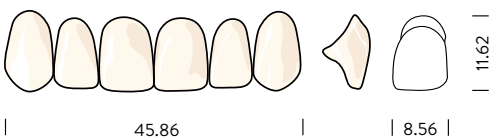
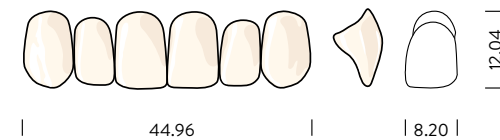
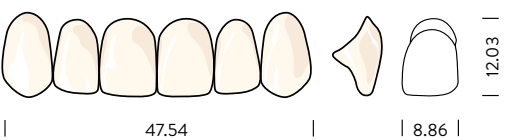
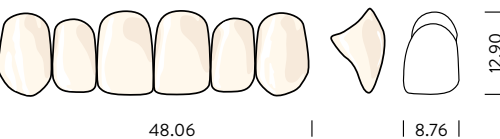

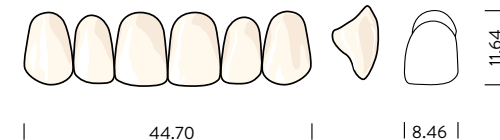
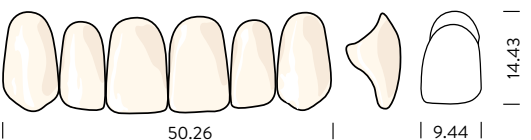

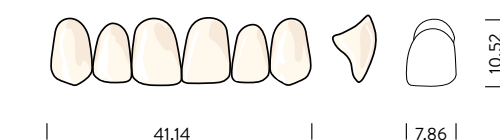


OBERKIEFER FRONTZÄHNE | UPPER JAW ANTERIORS

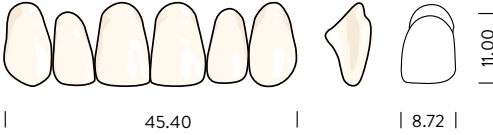


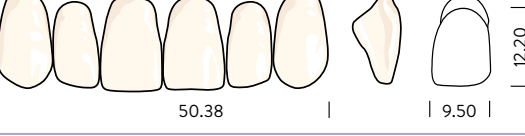
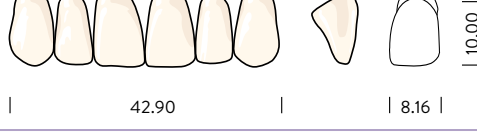
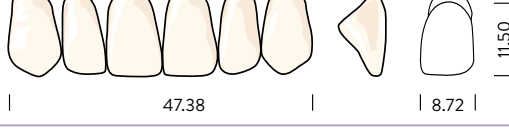
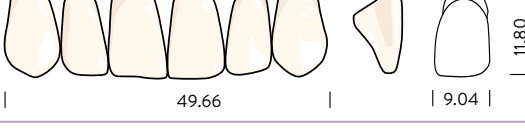

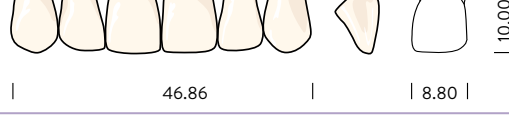
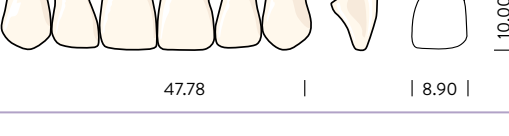
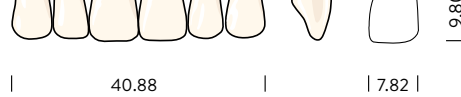


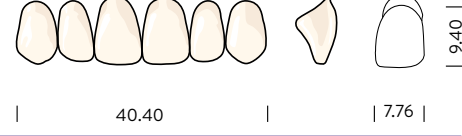
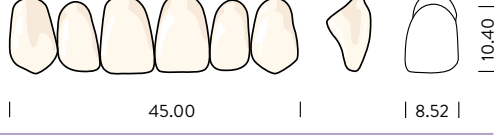
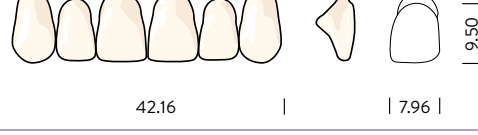
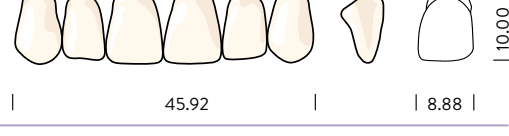
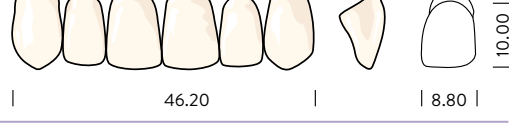
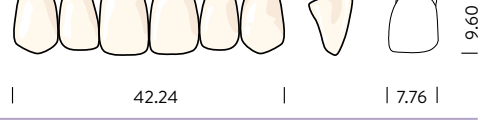

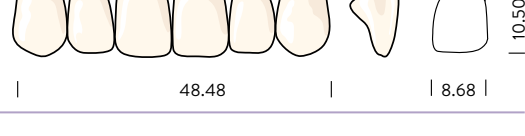

PHYSIOSTAR

550	 41.80 7.64 11.80	770	 47.72 9.22 11.20
552	 43.12 7.90 9.80	772	 48.38 9.28 11.80
554	 44.58 8.02 12.00	774	 49.24 9.26 11.80
556	 47.56 8.62 12.10	776	 49.32 9.50 12.50
660	 45.28 8.36 10.30	880	 47.96 8.73 11.50
662	 45.52 8.82 10.20	882	 48.29 8.90 11.50
664	 46.56 8.52 10.30	884	 51.09 9.19 12.00
666	 47.92 9.26 12.30		

PHYSIOSELECT

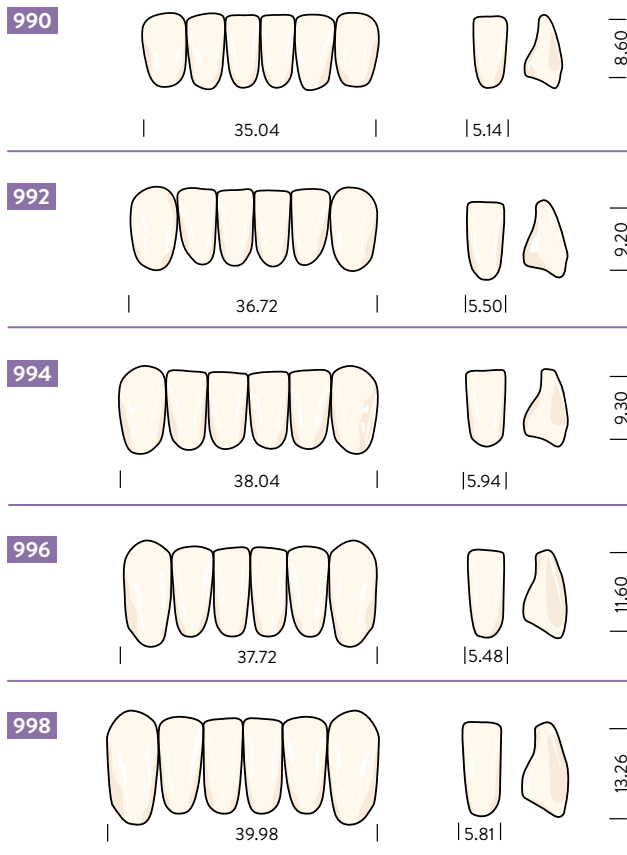
560		45.58	8.41	12.78	682		45.62	8.73	11.56
562		48.68	9.02	13.72	780		42.66	7.87	12.44
564		41.56	7.48	11.55	782		46.94	8.68	13.74
566		44.10	7.94	12.34	784		42.52	7.94	10.83
670		44.86	8.49	12.22	786		45.86	8.56	11.62
672		44.96	8.20	12.04	788		47.54	8.86	12.03
674		48.06	8.76	12.90	790		46.58	8.80	13.40
676		44.70	8.46	11.64	792		50.26	9.44	14.43
678		48.50	8.64	11.65					
680		41.14	7.86	10.52					

PHYSIOSET

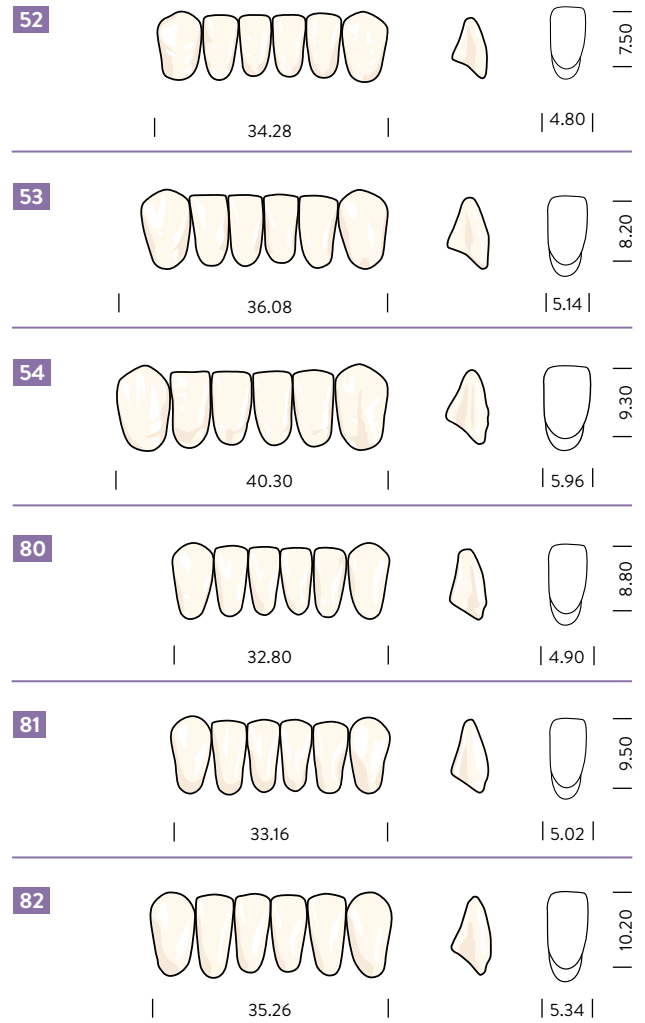
203		45.40	8.72	11.00
204		48.72	9.32	12.40
213		49.64	9.00	11.50
224		50.38	9.50	12.20
232		42.90	8.16	10.00
233		47.38	8.72	11.50
234		49.66	9.04	11.80
262		43.04	8.26	9.60
263		46.86	8.80	10.00
264		47.78	8.90	10.00
302		40.88	7.82	9.80
303		45.06	8.66	10.50
304		47.82	8.94	11.30
332		40.40	7.76	9.40
333		45.00	8.52	10.40
342		42.16	7.96	9.50
343		45.92	8.88	10.00
353		46.20	8.80	10.00
423		42.24	7.76	9.60
424		46.20	8.48	10.00
425		48.48	8.68	10.50
452		44.75	8.28	10.40

UNTERKIEFER FRONTZÄHNE | LOWER JAW ANTERIORS

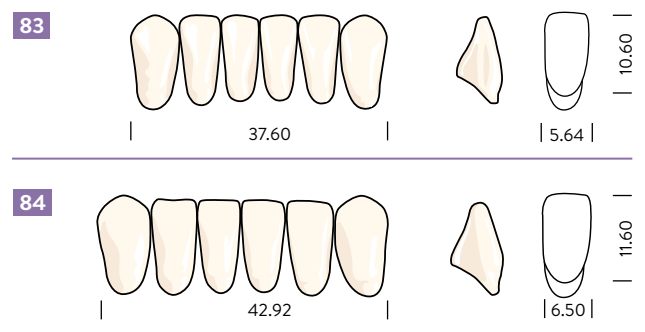
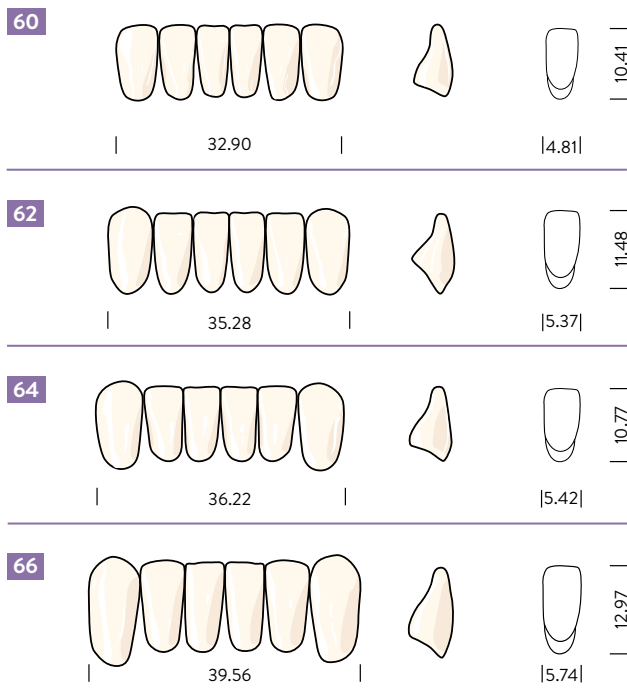
PHYSIOSTAR



PHYSIOSET

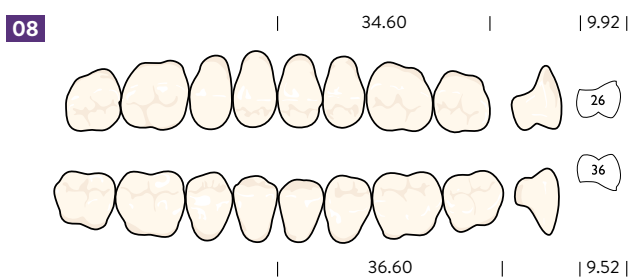
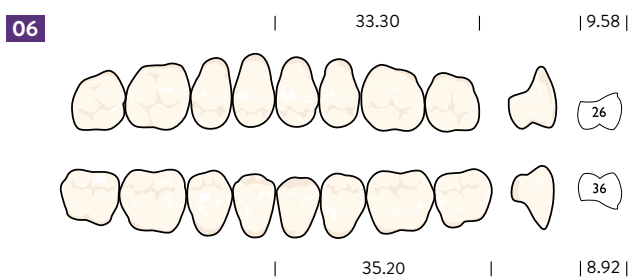
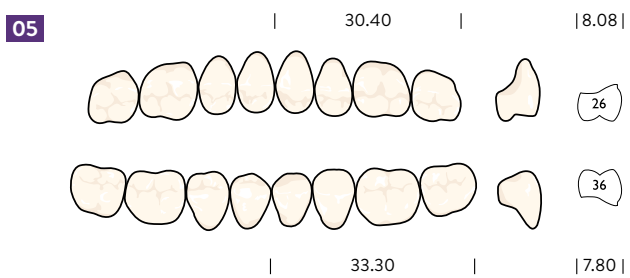
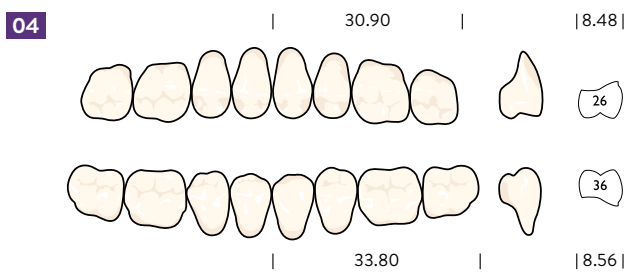
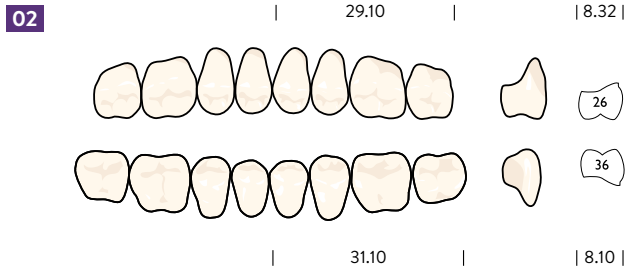


PHYSIOSELECT

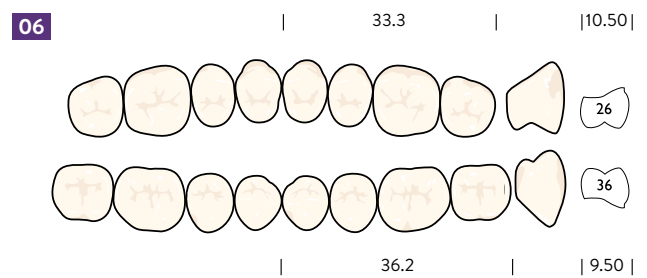
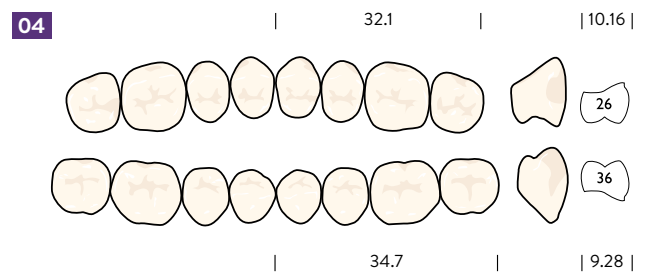
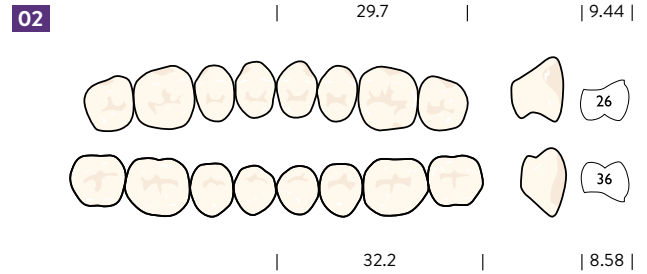


OBER- UND UNTERKIEFER SEITENZÄHNE | UPPER AND LOWER JAW POSTERIOR

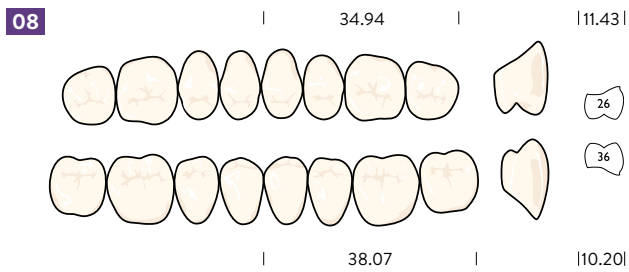
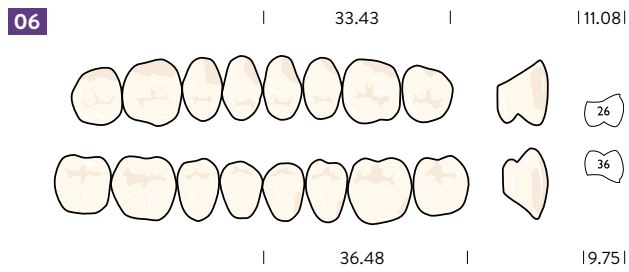
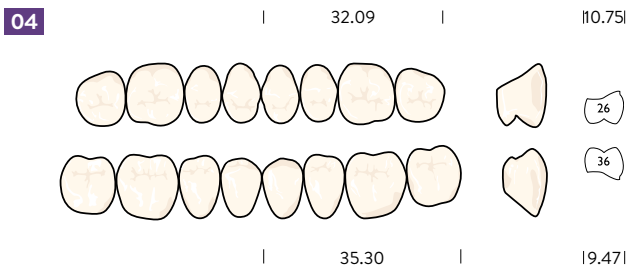
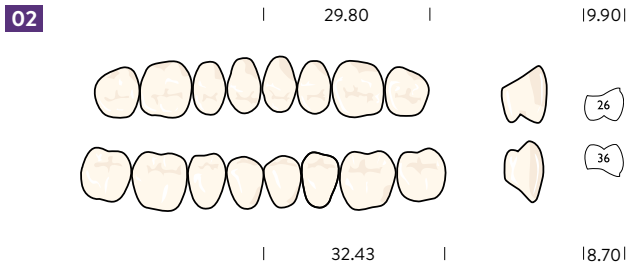
BONARTIC



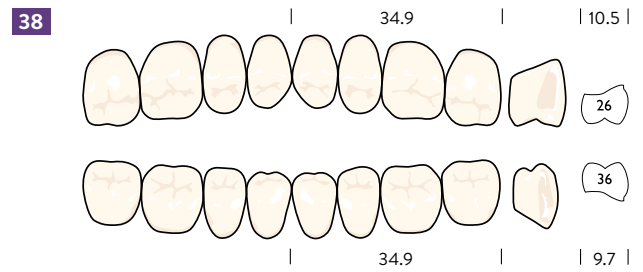
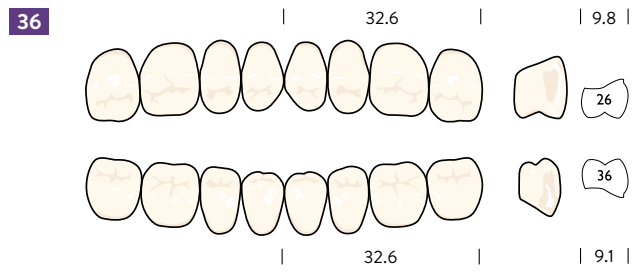
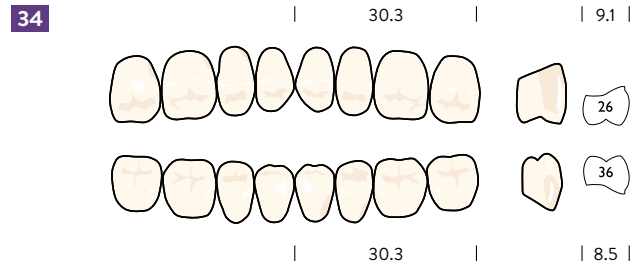
BONARTIC II



BONSELECT



CONDYLOFORM II



Dimensions in mm. Conforms to EN ISO 22112: 2017

ÜBERSICHT OKKLUSIONSKONZEPTE | OVERVIEW OCCLUSIONAL CONCEPTS

	GERBER	PHYSIOLOGISCH PHYSIOLOGICAL	GYSI	LINGUALISIERT LINGUALIZED	TIF
BONSELECT		●	●	●	●
BONARTIC II		●	●		
BONARTIC		●	●		
CONDYLOFORM II	●			●	

CANDULOR. HIGH END ONLY.

CANDULOR AG
Boulevard Lilienthal 8
CH-8152 Glattpark (Opfikon)
T +41 (0)44 805 90 00
candulor.com
info@candulor.ch